

Fotona[®]
Ultra Performance Lasers™



The Ultra Performance Pico Laser System

StarWalker[®] PQR

Committed to Engineering

The Highest Performance, Best Made Laser Systems in the World

Tired of freckles?



StarWalker® PQX

Third-generation ASP-powered technology for ultra performance:

- Highest pico power & energy
- Shortest pico pulse width
- Wide range of laser wavelengths
- Exceptional spot size capabilities
- Largest fluence spectrum for flat-top handpieces
- Patented FracTAT® treatments for scars, pigments and rejuvenation
- Smallest footprint
- No consumables



Highest power
Shortest pico pulse
Highest energy

StarWalker[®] PQX

Key Features:

- Enhanced safety with automatic handpiece and spot-size detection
- User-friendly application wizards for recommended parameters
- Integrated treatment history and patient database
- Patented light-weight OPTOflex[®] arm
- Color-coded, medical-grade titanium handpieces



StarWalker[®] PQX specifications

Wavelength*	1064 nm; 532 nm
Max. Energy	800 mJ
Min. Pulse duration	300 psec
Max. Peak Power	2.7 GW
Pulse repetition frequency	0.5 to 10 Hz

* Additional wavelengths coming soon: 585 nm, 650 nm, 785 nm

StarWalkerPQX

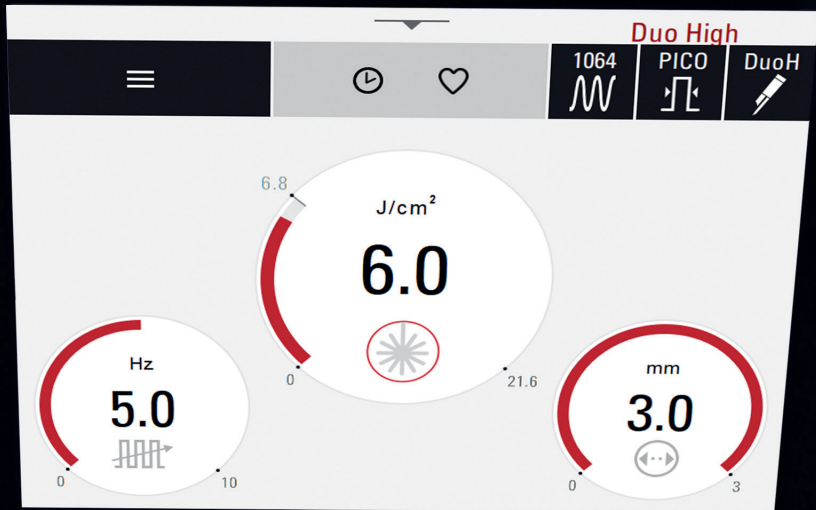


New Revolutionary
Adaptive Structured Pulse
Technology

Fotona

Next
generation
Pico
technology

Fotona
choose perfection



StarWalker® PQX Indications

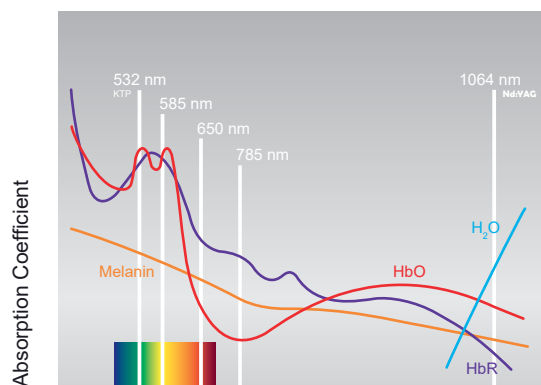
- Pigmentation disorders
- Rejuvenation
- Toning
- Scars
- Black and colored tattoos



Pico pulses instantly shatter the targeted pigments, enabling their natural elimination by the body.

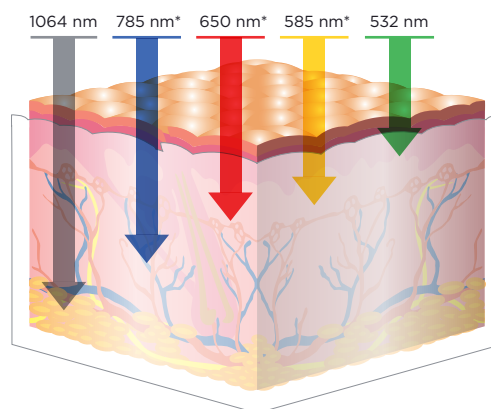
Optimal Laser Wavelengths

StarWalker® PQX delivers a full range of laser wavelengths to cover the complete absorption spectrum of melanin, oxyhemoglobin and water.



Wavelength

StarWalker's wavelengths are located at appropriate skin absorption peaks and minimums.



* Additional wavelengths coming soon: 585 nm, 650 nm, 785 nm

Wavelengths for treating structures at different skin depths.

Advanced Technology Made Simple

- Advanced and intuitive user interface
- User-friendly application wizard with preset treatment parameters
- Integrated history of past treatments
- Integrated patient database
- Suitable for first time users and advanced practitioners



Favorite

Preset indications **Integrated history** **Automatic handpiece detection**

Choose or adjust recommended preset settings

Automatic spot-size detection

Choose type of indication

Integrated treatment history

11:49 pon., 20 jan. 2020									
today 11:42:59	1064	PICO	Black	0.8 J/cm ²	1.5 Hz	3.0 mm	>	3 pls	
John									
today 11:44:05	1064	PICO	BF9	0.9 mJ/px	1.5 Hz	9x9/9 px/mm	>	4 pls	
Janice									
today 11:45:56	1064	PICO	Black	2.2 J/cm ²	2.0 Hz	3.0 mm	>	9 pls	
Sarah									
today 11:47:36	1064	PICO	Black	1.4 J/cm ²	1.0 Hz	4.0 mm	>	10 pls	
today 11:48:18	1064	PICO	Black	0.7 J/cm ²	1.5 Hz	8.0 mm	>	15 pls	
Michael									
today 11:49:26	1064	PICO	BF9	1.5 mJ/px	1.0 Hz	9x9/9 px/mm	>	10 pls	

Integrated patient database

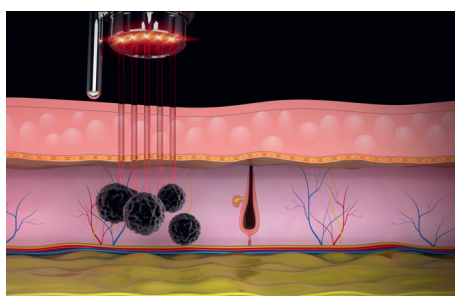
FracTAT[®]

Patented ablative fractional treatments

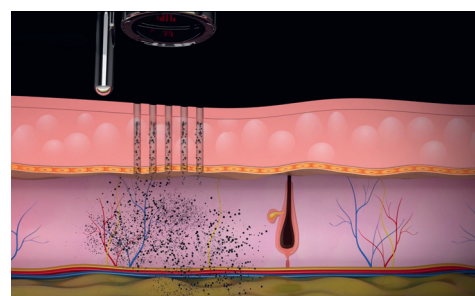


- Fewer treatments needed
- Shorter treatment time
- Quicker healing

- Enhanced generation of photoacoustic shockwaves
- Reduced frosting and pressure on surrounding tissue
- Direct pigment removal via ablation
- Better and quicker healing of fractionated skin

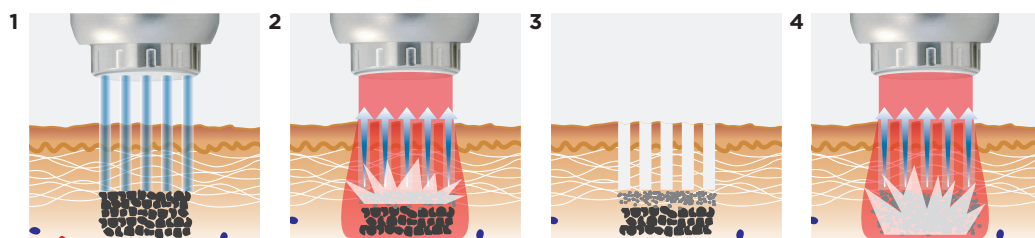


Treatment with a FracTAT[®] PDX pulse



Removal of a pigment via ablation

FracTAT[®] treatment



1 Micro holes are drilled with an ablative fractional laser

2 First treatment with a PDX pulse

3 Reduced frosting effect

4 Subsequent PDX pulses are not blocked from reaching deeper lying pigments

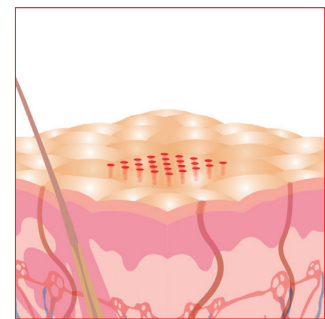
Enhanced
generation of
photoacoustic
shockwaves

When the patented Fotona FracTAT[®] procedure is performed, micro holes are first drilled into the skin using a fractional ablative laser handpiece. The fractional micro holes act as pressure relief ducts through which gasses can escape without building up excessive pressure.

Non-ablative and ablative fractional treatments for:

- Rejuvenation
- Scars
- Pigments
- Tattoos

- Fractional microscopic lesions are formed within tissues as a result of micro cavitations and plasma formation.
- Micro wounds are rapidly healed by the intact surrounding tissue, leaving the skin refreshed, more elastic and with fewer visible wrinkles and scars.



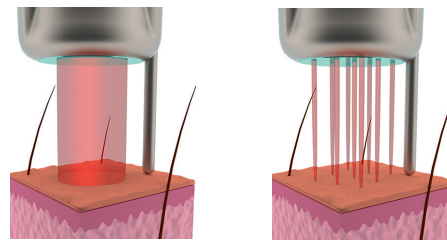
Excellence in Your Hands

All the applications you need, with a complete line of advanced, easy-to-use handpieces

Full-beam and fractional medical-grade **Titanium** handpieces

handpiece	wavelength	spot size	spot shape
Black & Green	Nd:YAG, KTP	3x3 to 10x10 mm	square
DuoDot & DuoHigh	Nd:YAG, KTP	1 - 3 mm	circle
Black F9	Nd:YAG	9x9 mm	fractional, 81 pixels
Black F5	Nd:YAG	5x5 mm	fractional, 25 pixels
Green F5	KTP	5x5 mm	fractional, 25 pixels

Full-beam and fractional handpieces



Full-beam

Fractional beam

StarWalker's full-beam and fractional handpiece technology enables physicians to provide advanced solutions for a broad range of treatments. Fractional handpieces harness a powerful photomechanical effect into tightly focused arrays with high concentrations of energy, while the surrounding tissue remains unaffected by the laser light.



WORLD CLASS TRAINING



- Led by leading international laser experts
- Live demos and hands-on
- Explore all areas of medical lasers
- Great experience-sharing opportunity

To get the most out of your StarWalker® PQX system, our practitioner workshops, coorganized with the Laser and Health Academy, provide hands-on demonstrations of our lasers from international clinical experts. Fotona also works closely with other leading educational authorities in the field of medical lasers to offer additional high-level training opportunities to help you on your path to becoming a top laser specialist.



www.laserandhealth.com

THE LASER AND HEALTH ACADEMY

The Laser and Health Academy (LA&HA®) is a not-for-profit organization dedicated to the promotion of research, education and publishing in the field of laser medicine.

RESEARCH: LA&HA® collaborates with industry, medical professionals and universities on projects aimed at the development and improvement of laser applications.

EDUCATION: LA&HA

serves as a platform for continuous education, with a focus on practical instruction and the demonstration of laser techniques and procedures, delivered through a variety of workshops and seminars by experienced lecturers.

www.laserandhealth.com/en/journal/

since 1964

Founded in 1964, only four years after the invention of the very first laser, Fotona is one of the most experienced developers of high-technology laser systems. Fotona today is a world-leading medical laser company recognized for its innovative, award-winning laser systems for applications in aesthetics & dermatology, dentistry, surgery and gynecology. Based in the EU, US and China, Fotona's business philosophy is to continuously choose perfection to ensure the maximum performance and efficacy of its medical devices.

Fotona, LLC
4343 W. Royal Ln.
Suite 116
Irving, TX 75063
USA

Fotona, d. o. o.
Stegne 7
1000 Ljubljana
Slovenia
EU

Fotona GmbH
Hohlbachweg 2
73344 Gruibingen,
Germany
EU

Fotona Beauty Light, (Suzhou)
Medical Devices Co, Ltd.
No 2, Zengfu Road, Guli Town
Changshu City, Jiangsu Province
CHINA, 215515

Fotona France SARL
47 Boulevard de Courcelles
75008 Paris
France
EU



fotona.com/us

CE
0123



For related patents see: www.fotona.com/patents